

MILITARY - ENVIRONMENTALLY SEALED SWITCHES

Series - 8500, 8501, 8502

MIL-S-3950 Toggle Switches

FEATURES

- Environmentally sealed
- 1, 2 and 4 pole circuitry
- 2 & 3 position with maintained and momentary action
- Molded-in terminal inserts and terminal numbers

SPECIFICATIONS

- Environmentally sealed per MIL-S-3950
- MS approved and QPL'd per MIL-S-3950
- Thermoset molding materials meet flame retardant requirements
- Bushing: 15/32" - 32 thread
- Temperature Range: -85°F to +160°F (-65°C to +71°C)
- Life: 20,000 operations at rated load
40,000 operations mechanical life

CURRENT RATINGS

No. of Poles	Catalog Number	Type of Operation	28VDC			115 VAC 60 or 400Hz		
			Lamp Load	Resistive Load	Inductive Load	Lamp Load	Resistive Load	Inductive Load
1	8500	Maintained	5	20	15	3	15	10
		Momentary	4	15	10	2	15	7
2	8501	Maintained	7	20	15	4	15	15
		Momentary	5	18	10	2	11	8
4	8502	Maintained	5	20	12	4	15	15
		Momentary	4	18	10	2	11	8

Minimum Rating: "Intermediate Current" per MIL-S-3950.

STANDARD LEVER SELECTION TABLE



8500



8501

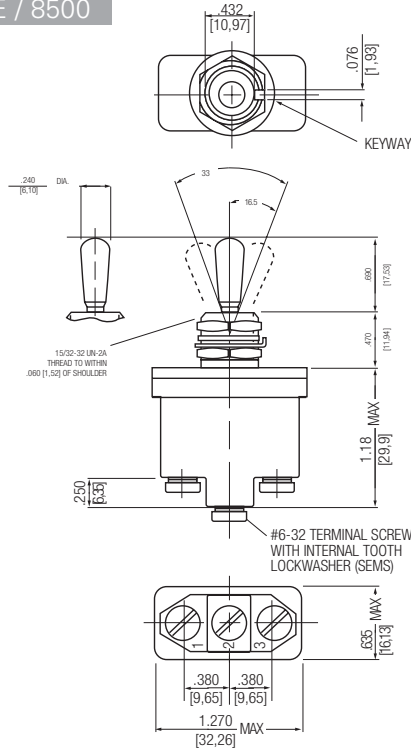


8502

CIRCUIT WITH LEVER IN . . .			ONE POLE		TWO POLE		FOUR POLE	
Up Position	Center Position	Down Position (Keyway)	MS Part Number	Catalog Number	MS Part Number	Catalog Number	MS Part Number	Catalog Number
ON	OFF	ON	MS24523-21	8500K1	MS24524-21	8501K1	MS24525-21	8502K1
ON	NONE	OFF	-22	K9	-22	K9	-22	K9
ON	NONE	ON	-23	K4	-23	K4	-23	K4
ON	OFF	NONE	-24	K6	-24	K6	-24	K6
ON	OFF*	NONE	-25	K8	-25	K8	-25	K8
ON	NONE	ON*	MS24523-26	8500K5	MS24524-26	8501K5	MS24525-26	8502K5
* ON	OFF	ON*	-27	K2	-27	K2	-27	K2
NONE	OFF	ON*	-28	K7	-28	K7	-28	K7
ON	NONE	OFF*	-29	K10	-29	K10	-29	K10
OFF	NONE	ON*	-30	K11	-30	K11	-30	K11
ON	OFF	ON*	MS24523-31	8500K3	MS24524-31	8501K3	MS24525-31	8502K3
* ON	ON	NONE	-32	K12	-32	K12	-32	K12
ON	ON	NONE	-33	K13	-33	K13	-33	K13
ON	ON	ON	—	—	MS27407-1	8501K14	MS27406-1	8502K15
ON	ON	ON*	—	—	-2	K15	-2	K16
* ON	ON	ON*	—	—	-3	K16	-3	K17
ON	ON	ON	—	—	-4	K17	—	—
ON	ON	ON*	—	—	-5	K18	—	—
* ON	ON	ON*	—	—	-6	K19	—	—

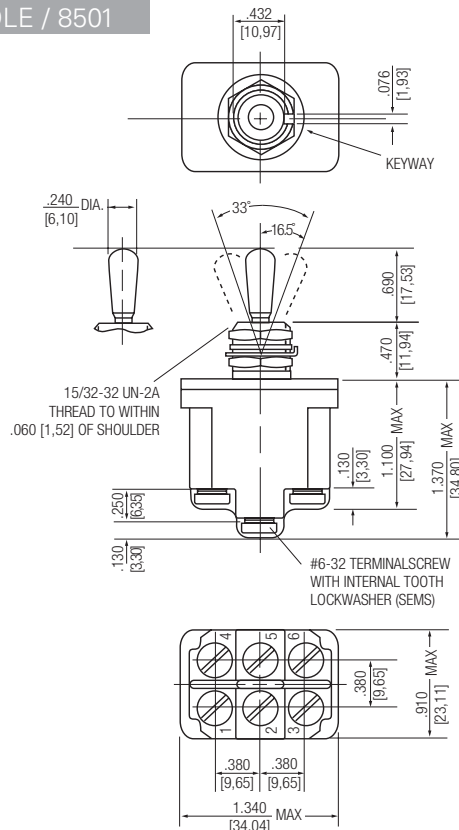
* Momentary contact.

MOUNTING DIMENSIONS - ONE POLE / 8500



Non-functional terminals not supplied.

MOUNTING DIMENSIONS - TWO POLE / 8501



Non-functional terminals not supplied.

STANDARD
0.00 = inches
[0,0] = mm

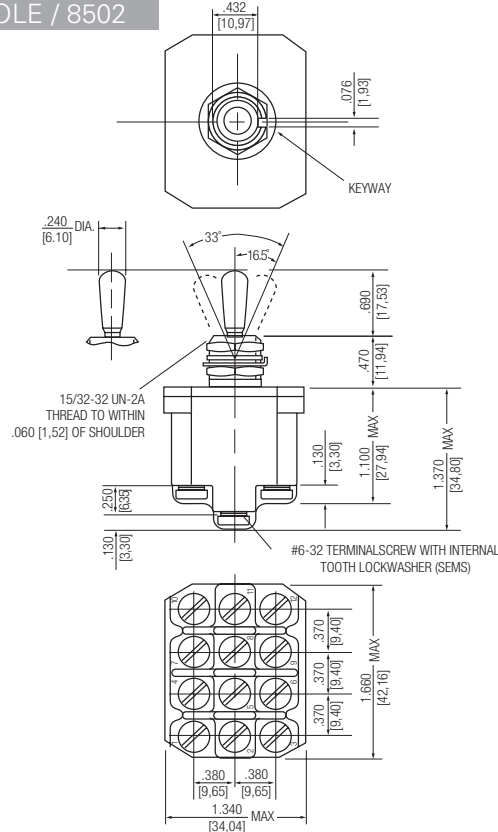
Mounting dimensions for reference only.

MILITARY - ENVIRONMENTALLY SEALED SWITCHES

Series - 8500, 8501, 8502

MIL-S-3950 Toggle Switches

MOUNTING DIMENSIONS - FOUR POLE / 8502

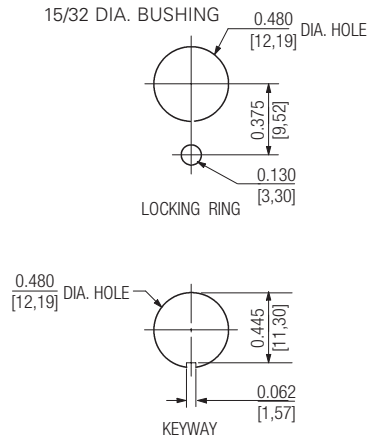


Non-functional terminals not supplied.

OPTIONS/ACCESSORIES

- Special mounting hardware
- Mounting hardware furnished assembled
- Terminal screws furnished assembled
- Special circuits
- Panel seal, part number 32-341 (See Accessories and Custom Components section)
- Special "3 Cateye" luminous lever attachment
- Lever extensions and attachable tips (See Accessories and Custom Components section)
- Custom wiring harnesses

PANEL CUTOUT DIMENSIONS



STANDARD
0.00 = inches
[0,0] = mm












































































Mounting dimensions for reference only.

TOGGLE SWITCHES - ENVIRONMENTALLY SEALED SWITCHES

Special ON-ON-ON Circuit Arrangements for Two and Four Pole Switches

Industrial, Econoswitch and MIL-S-3950 Series

Circuit with Lever in . . .

Number of Poles	Up Position 	Center Position 	Down Position (Keyway) 	Catalog Part Number
TWO POLE				
2	Maintained  	Maintained  	Maintained  	8501K14, 8504K43-K55, 8511K14 8531K14, 8531K914, 8531K314 8534K14, 8534K914, 8534K314 8537K14, 8537K914, 8537K314, 8567K14
2	Maintained  	Maintained  	Momentary  	8501K15, 8504K56-K61, 8511K15 8531K15, 8531K915, 8531K315 8534K15, 8534K915, 8534K315 8537K15, 8537K915, 8537K315, 8567K15
2	Momentary  	Maintained  	Momentary  	8501K16, 8504K62-K64, 8511K16 8531K16, 8531K916, 8531K316 8534K16, 8534K916, 8534K316 8537K16, 8537K916, 8537K316, 8567K16
2	Maintained  	Maintained  	Maintained  	8501K17, 8504K65-K77, 8511K17 8531K17, 8531K917, 8531K317 8567K17, 8571K17-16, 8571K17-20 8574K65-16 - 8574K77-16 8574K65-20 - 8574K77-20
2	Maintained  	Maintained  	Momentary  	8501K18, 8504K78-K83, 8511K18 8531K18, 8531K918, 8531K318 8567K18, 8571K18-16, 8571K18-20 8574K78-16 - 8574K83-16 8574K78-20 - 8574K83-20
2	Momentary  	Maintained  	Momentary  	8501K19, 8504K84-K87, 8511K19 8531K19, 8531K919, 8531K319 8567K19, 8571K19-16, 8571K19-20 8574K84-16, 8574K86-16 8574K84-20, 8574K86-20
FOUR POLE				
4	Maintained    	Maintained    	Maintained    	8502K15, 8512K15 8532K15, 8532K915, 8532K315 8535K15, 8535K915, 8535K315 8538K15, 8538K915, 8538K315 8568K15 8575K43-16 - 8575K55-16 8575K43-20 - 8575K55-20
4	Maintained    	Maintained    	Momentary    	8502K16, 8512K16 8532K16, 8532K916, 8532K316 8535K16, 8535K916, 8535K316 8538K16, 8538K916, 8538K316 8568K16 8575K56-16 - 8575K61-16 8575K56-20 - 8575K61-20
4	Momentary    	Maintained    	Momentary    	8502K17, 8512K17 8532K17, 8532K917, 8532K317 8535K17, 8535K917, 8535K317 8538K17, 8538K917, 8538K317 8568K17 8575K62-16 - 8575K64-16 8575K62-20 - 8575K64-20